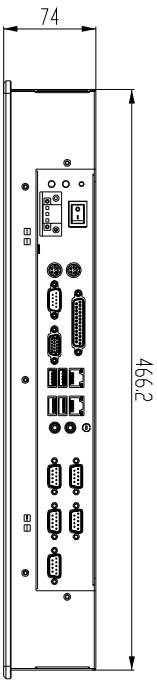
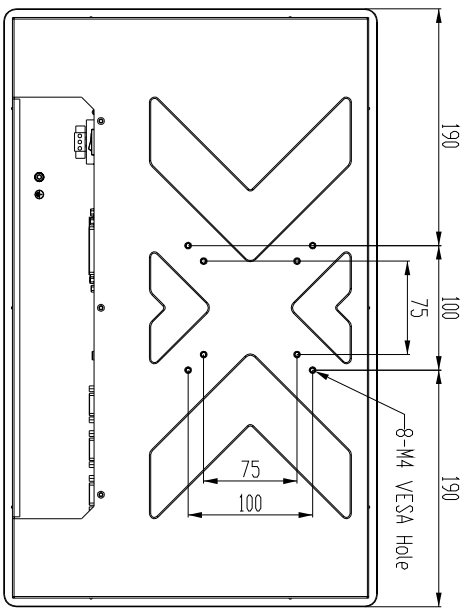
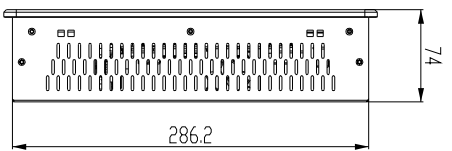
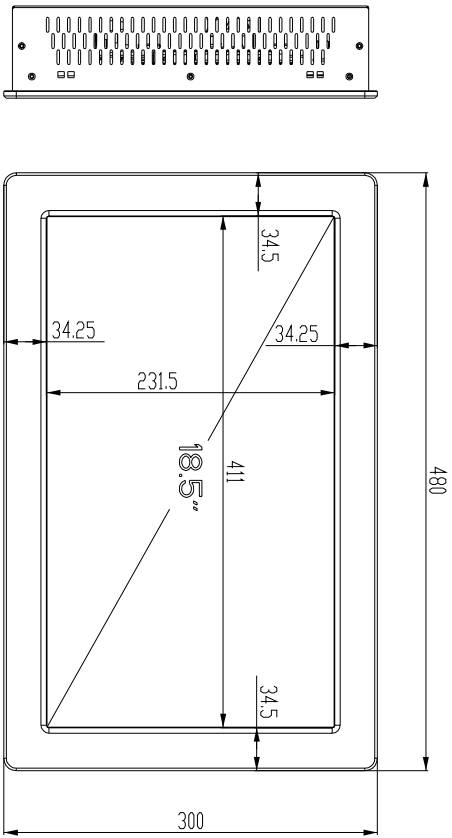
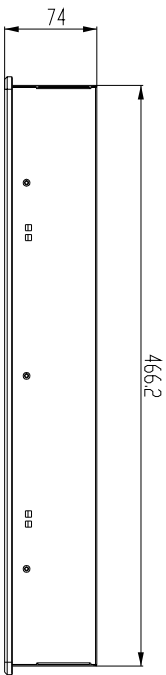


MARK	DATE	UPDATE DESCRIPTION	SIGN	APPROVER
△				



CUT OUT DIMENSION(468.2x288.2mm) UNIT:mm

* Note: this is a simplified drawing and some components are not marked in detail.
Please contact our sales representative if you need further product information.

Ver.	A0	FINISHING				
Q'ty	1	MATERIAL				
SELECT V	V	A	B	C	D	EXTRA
~8	±0.3	±0.05	±0.20	±0.20		
8~25	±0.05	±0.08	±0.20	±0.20		
25~80	±0.08	±0.12	±0.20	±0.40		
80~250	±0.12	±0.20	±0.40	±0.50		
250~	±0.20	±0.30	±0.50	±0.60		
ANGLE TOL	±0.2°	±0.3°	±0.4°	±0.5°		
		3RD ANGLE'S				
		APPROVED				
		CHECKED				
		DESIGNED				
		DATE				
		26-Jun-18				
		PART NO.				

		SCALE				
		0.25				
		UNIT: MM				
		SHEET: 1 OF 1				