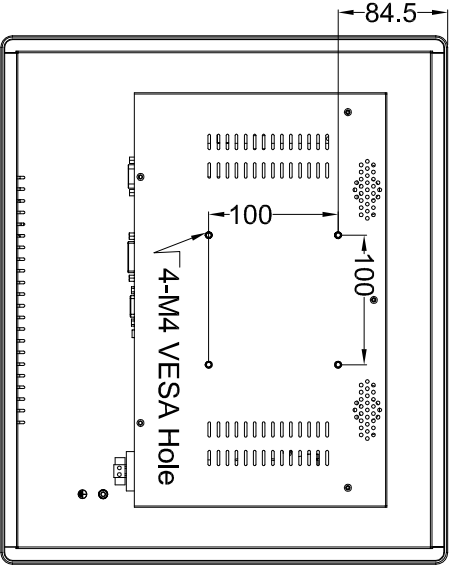
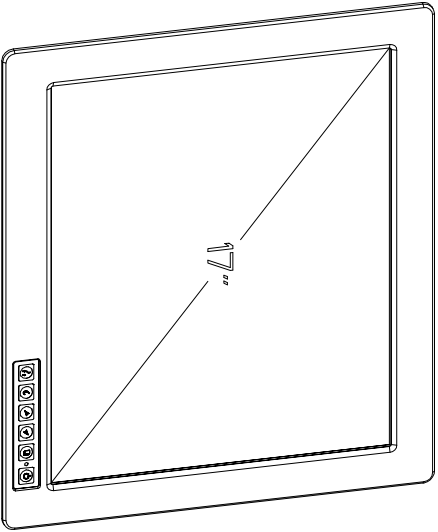
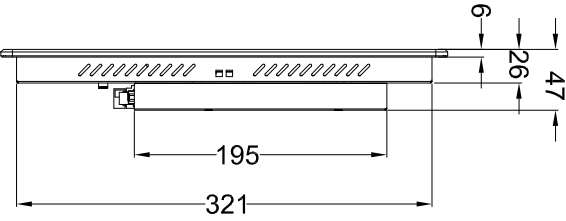
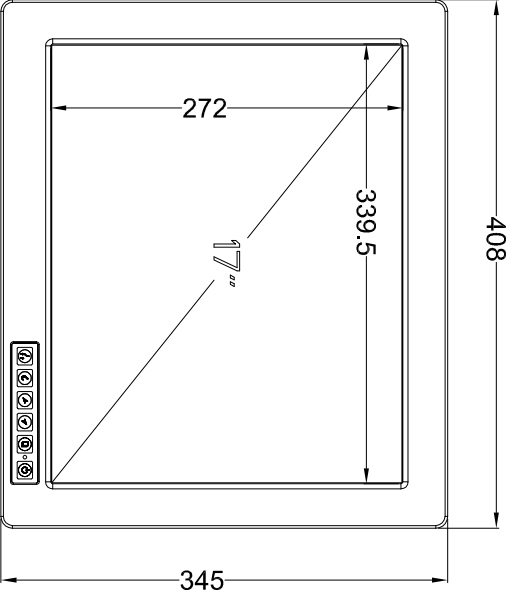
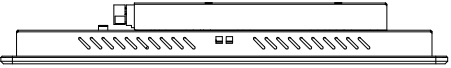
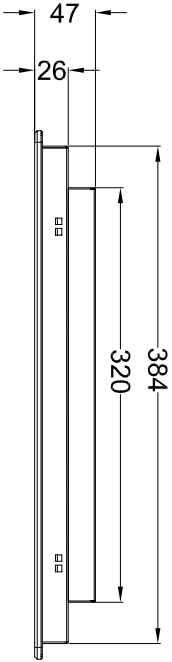
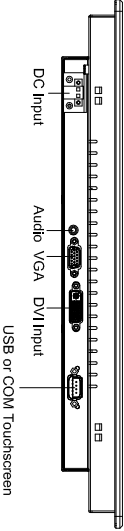


MARK	DATE	UPDATE DESCRIPTION	SIGN	APPROVER
▽				



CUT OUT DIMENSION (386x323mm) UNIT:mm

* Note: this is a simplified drawing and some components are not marked in detail.
Please contact our sales representative if you need further product information.



CSC of Comm. Installation									
Ver.	A1		FINISHING						
Q'ty	1		MATERIAL						
SELECT V	V				3RD ANGLE'S				
DIM TOL	A	B	C	D	EXTRA				
-8	±0.03	±0.05	±0.10	±0.20	APPROVED		TITLE		
8-25	±0.05	±0.08	±0.20	±0.30	CHECKED		DRAWING NO. IPM-17-3D3V.DWG		
25-80	±0.08	±0.12	±0.30	±0.40	DESIGNED		MODEL NO. IPM-17		
80-250	±0.12	±0.20	±0.40	±0.50			SCALE 0.25 UNIT: MM		
250~	±0.20	±0.30	±0.50	±0.60	DATE		PART NO.		
ANGLE TOL	±0.2°	±0.3°	±0.4°	±0.5°	28-Aug-14		SIZE A3 SHEET: 1 OF 1		
1	2	3	4	5	6	7	8		