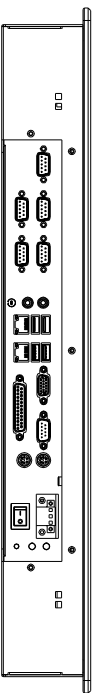
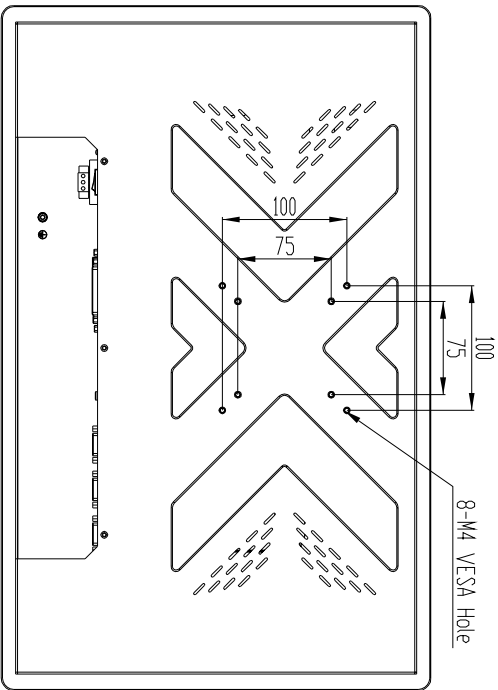
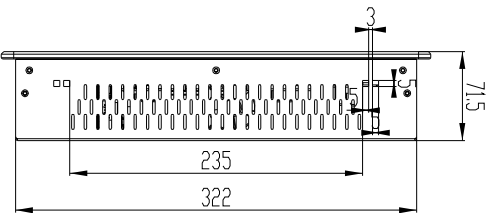
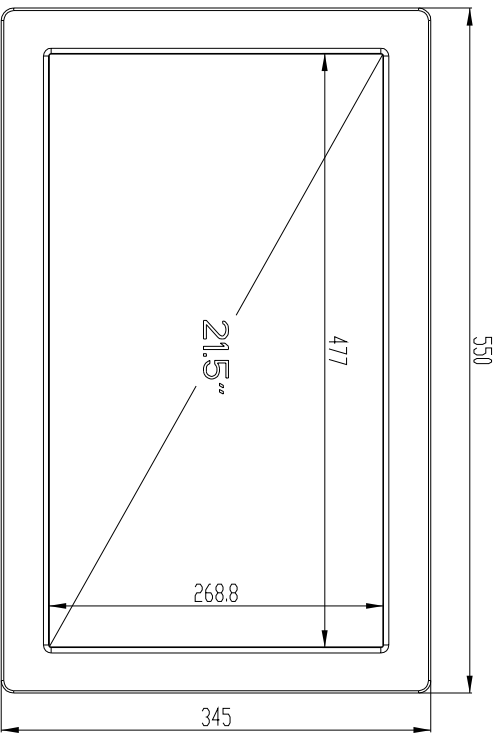
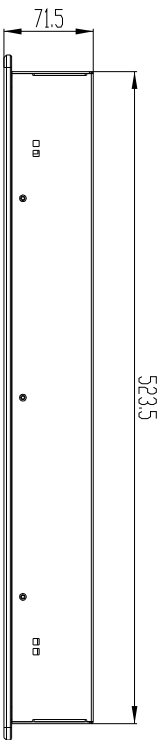


MARK	DATE	UPDATE DESCRIPTION	SIGN	APPROVER
△				



* Note: this is a simplified drawing and some components are not marked in detail.
Please contact our sales representative if you need further product information.

UNIT:mm Tolerance:±0.5

CUT OUT DIMENSION(525.5x324mm)

Ver.	A0	FINISHING				
Q'ty	1	MATERIAL				
SELECT V	V	A	B	C	D	EXTRA
-8	±0.0	±0.05	±0.0	±0.0	±0.0	
8-25	±0.05	±0.08	±0.20	±0.30	±0.40	APPROVED
25-80	±0.08	±0.12	±0.30	±0.40	±0.50	CHECKED
80-250	±0.12	±0.20	±0.40	±0.50	±0.60	DESIGNED
250~	±0.20	±0.30	±0.50	±0.60		
ANGLE TOL	±0.2°	±0.3°	±0.4°	±0.5°		
			3RD ANGLE'S	⊕	⊖	
			TITLE	IPC-210J-ASSY		
			DRAWN NO.	IPC-201J-3D3V/DWG		
			MODEL NO.			
			DATE	03-Nov-18		
			PART NO.			
			SCALE	0.25		
			SIZE	A3		
			UNIT	MM		
			SHEET	1 OF 1		

ASUNO

www.asunotech.com